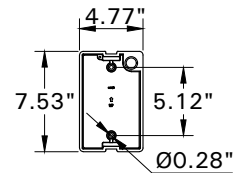
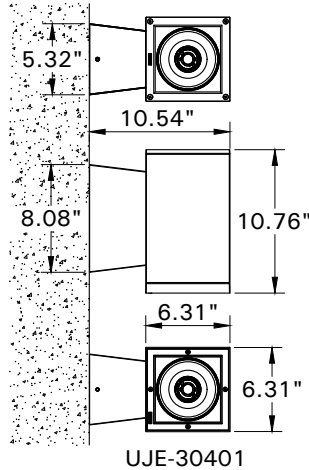
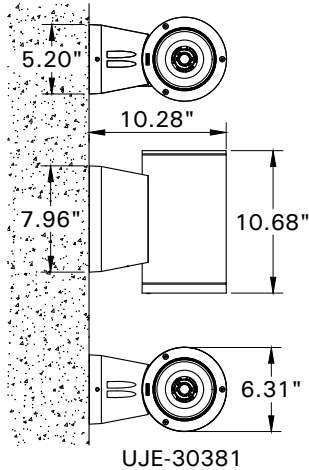


For installation of Jet Cylindrical and Square Wall Up-Down Light COB.
Model. UJE-30381 and UJE-30401.

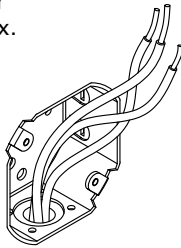
Product drawing (dimensions)

SUITABLE FOR WET LOCATIONS

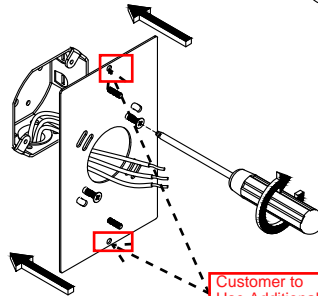


MOUNTING DETAIL

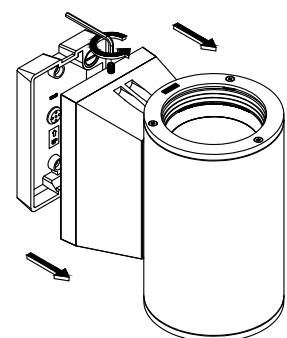
NOTE
Mounts over
Junction box.



1



2



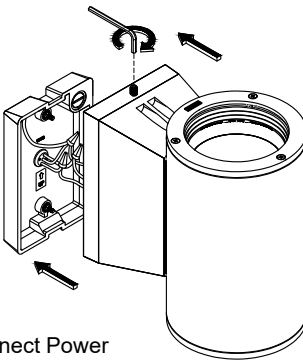
3

Using the nylon washers
and the 7mm. nut driver
secure the back
plate to the wall

UP

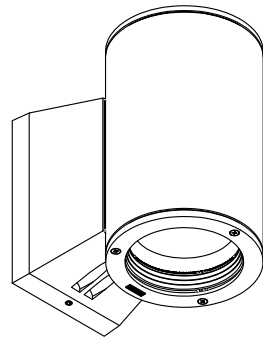
Ensure watertight seal using UL
approved silicone based sealant.

4



5

Connect Power
and Ground Wire.



6

Notice to installer :

- 1.WIRING INSTRUCTIONS** Warning : RISK OF FIRE AND ELECTRICAL SHOCK. : FIXTURE MUST BE INSTALLED BY A QUALIFIED ELECTRICIAN ONLY>FIXTURE IS INTENDED FOR INSTALLATION IN ACCORDANCE WITH THE NATIONAL ELECTRICAL CODE, LOCAL AND FEDERAL CODE SPECIFICATIONS. DISCONNECT POWER BEFORE SERVICING.
- 2.This fixture has a VOLTAGE SPECIFIC BALLAST**,Check that the supply voltage is the same as the installed ballast voltage.

Ligman Lighting USA

7144 NE Progress Court, Hillsboro
Oregon, 97124, USA
Tel : 503 645 0500 | Fax : 503 645 8100